



# G50 Chip size guide

## Extreme values—maximum

12 cm long



5cm<sup>2</sup> by area





## Mass fraction i.e. Amount by weight

Dust  
Less than 4%  
<1mm

Fines  
Max 20%  
1-5.6mm

Medium  
60-100%  
5.6-31.5mm

Coarse  
Max 20%  
> 31.5mm



Note: Visually fines may appear more than they are so weighing of fractions is essential